


DMJ-048/2-RS

SPD - for data, signalling and telecommunications lines / I&C / ST2+3 (DM) - terminal block

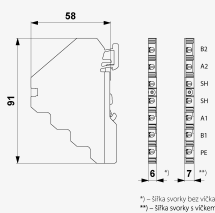
Surge protection for two 1-core signalling networks

coupling impedance (resistance), screw terminals

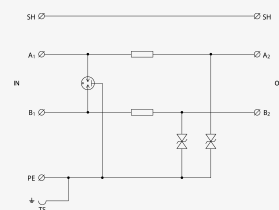
- coarse and fine surge protection for two 1-core signalling networks
- installation close to protected equipment
- for protection of communication interfaces and control circuits of I&C, electronic security and fire detection systems, etc. against impact of surge voltage
- coarse and fine surge protection in common mode (core – PE)



Product dimensions



Basic circuit diagram



Parameter name	Parameter value
Type of SPD	C2,C3
Location of SPD	ST 2+3
Mounting	DIN rail 35 mm
Nominal voltage	U_n 48.00 V DC
Maximum operating voltage	U_c 36.00 V AC
Maximum operating voltage	U_c 51.00 V DC
Nominal load current	I_L 0.500 A
Threshold frequency core-core	f 5.00 MHz
Serial resistance per core	R 2.20 Ω
D1 impulse discharge current (10/350 μ s) per core	I_{imp} 0.50 kA
D1 total discharge current (10/350 μ s) cores-PE	I_{Total} 1.00 kA

C2 nominal discharge current (8/20 μ s) per core	I_n	5.00 kA
C2 total discharge current (8/20 μ s) cores-PE	I_{Total}	10.00 kA
C2 voltage protection level mode core-PE at I_n	U_p	95.00 V
C3 voltage protection level mode core-PE at 1 kV/ μ s	U_p	65.00 V
Response time core-PE	t_a	1 ns
Connection (input - output)		terminals-terminals
Cross-section of connected conductors solid (min)		0.14 mm ²
Cross-section of connected conductors solid (max)		4.00 mm ²
Cross-section of connected conductors stranded (min)		0.14 mm ²
Cross-section of connected conductors stranded (max)		2.50 mm ²
Degree of protection		IP 20
Range of ambient temperatures (min/max)		-40 / 70 °C
According to standard		EN 61643-21+A1,A2:2013, IEC 61643-21+A1,A2:2012
ETIM Class		EC001625
Customs tariff number		85363010
EAN		8595090551317
Order number		A05131